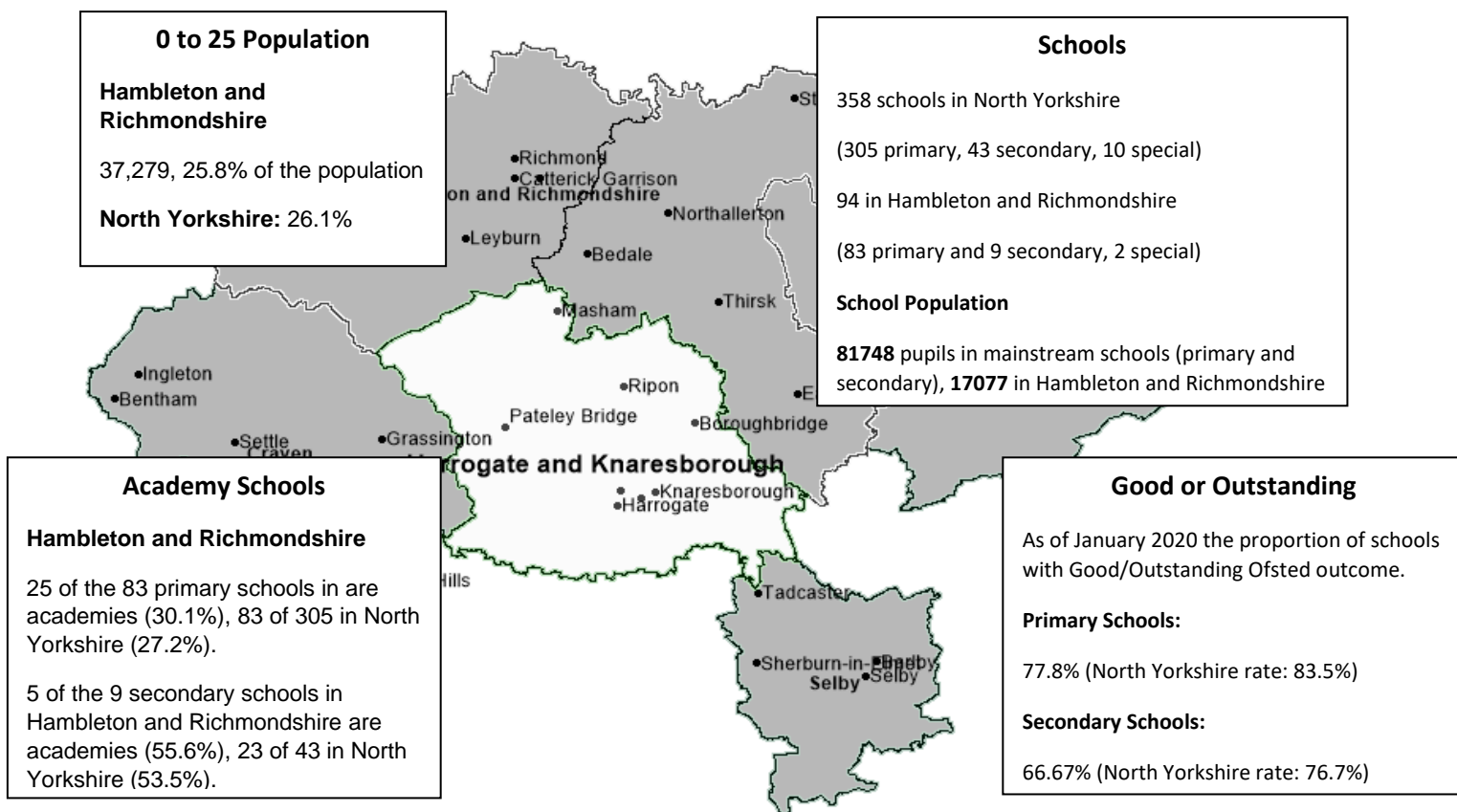


Hambleton and Richmondshire

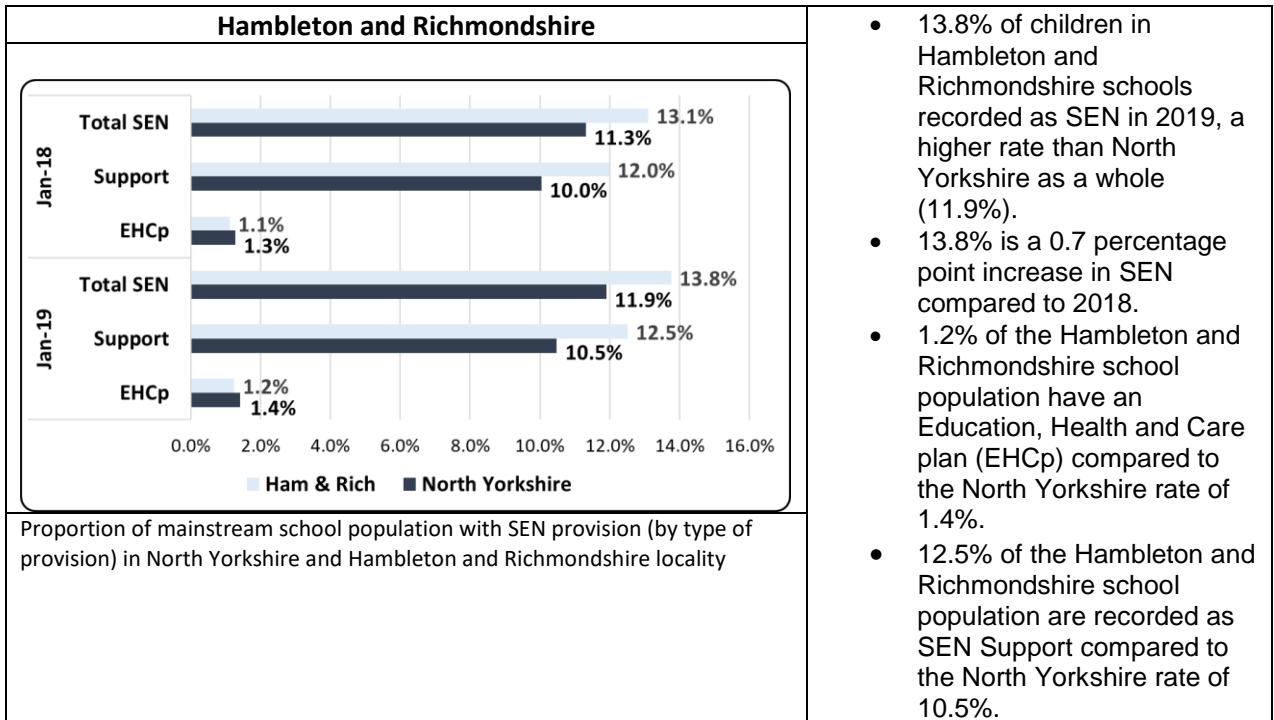
Locality performance summary



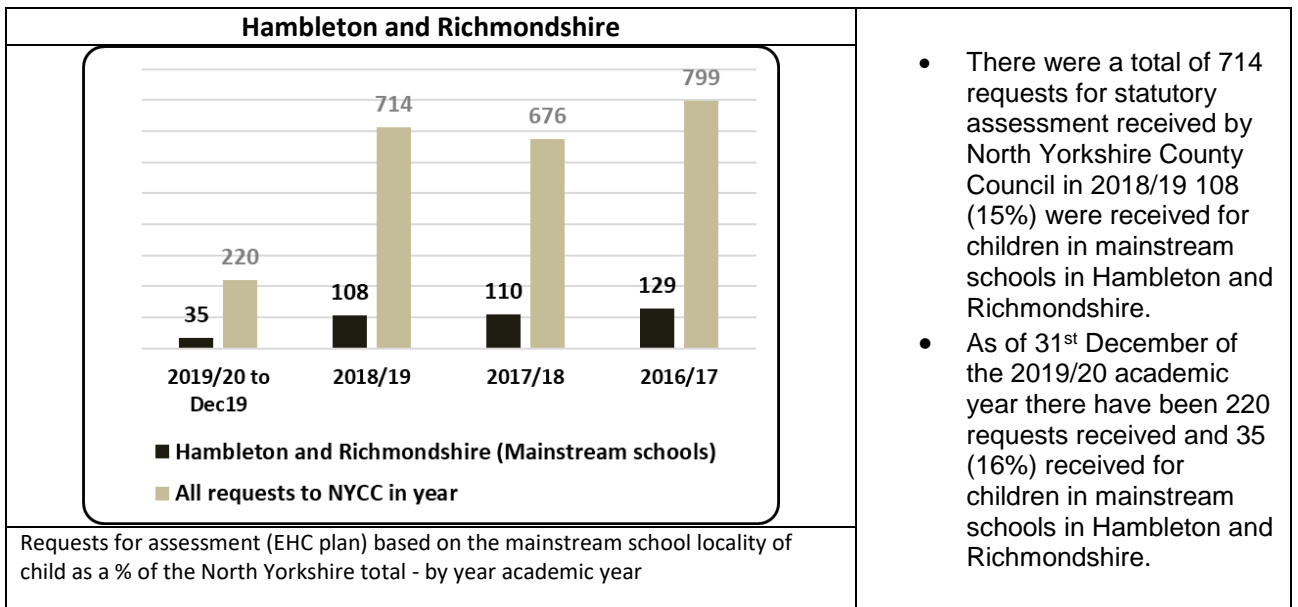
Headlines – Hambleton and Richmondshire

- **SEN population in schools** – there is a higher proportion of children with SEN (either SEN Support or EHC plans) in schools in Hambleton and Richmondshire. A higher proportion of the secondary school population have Communication and Interaction (1.9%, 1.5% in all North Yorkshire secondary schools) and Cognition and Learning (5.6%, 4.0% in all North Yorkshire secondary schools).
- **Attainment of SEN** – the attainment of children with SEN in Early Years in Hambleton and Richmondshire schools has been above the North Yorkshire rate for the past three years, 29.8% compared to 21.5% achieving a GLD. However, the average Attainment 8 score for the SEN cohort has been lower than the North Yorkshire score for the past three years. 25.2 compared to 26.8 for all SEN in North Yorkshire schools at Key Stage 4.
- **Fixed-term exclusions** – there has been a significant increase in fixed-term exclusions from Hambleton and Richmondshire schools, up 37% (to 825) in 2019/20 to the end of February, compared to the same period last year. The increase in North Yorkshire was 10% in this period.
- **Permanent exclusions** – 40% of all permanent exclusion in North Yorkshire secondary schools so far this year occurred from Hambleton and Richmondshire secondary schools (17 of 42). There, however have been no permanent exclusions from primary schools but 6 so far this year in North Yorkshire.
- **Elective Home Education** – There was an 18% increase in the number of children recorded as EHE formerly from Hambleton and Richmondshire mainstream schools at the end of February 2020, when compared to the same point last year (114 to 134). In North Yorkshire, this increase was 8%.
- **Ofsted Outcomes** – As of January 2020, 77.8% of primary schools in Hambleton and Richmondshire had a most recent Ofsted inspection outcome of ‘Good’ or ‘Outstanding’, the rate was 83.5% in North Yorkshire. For secondary schools, this rate was 66.7% in Hambleton and Richmondshire and 76.7% in North Yorkshire.

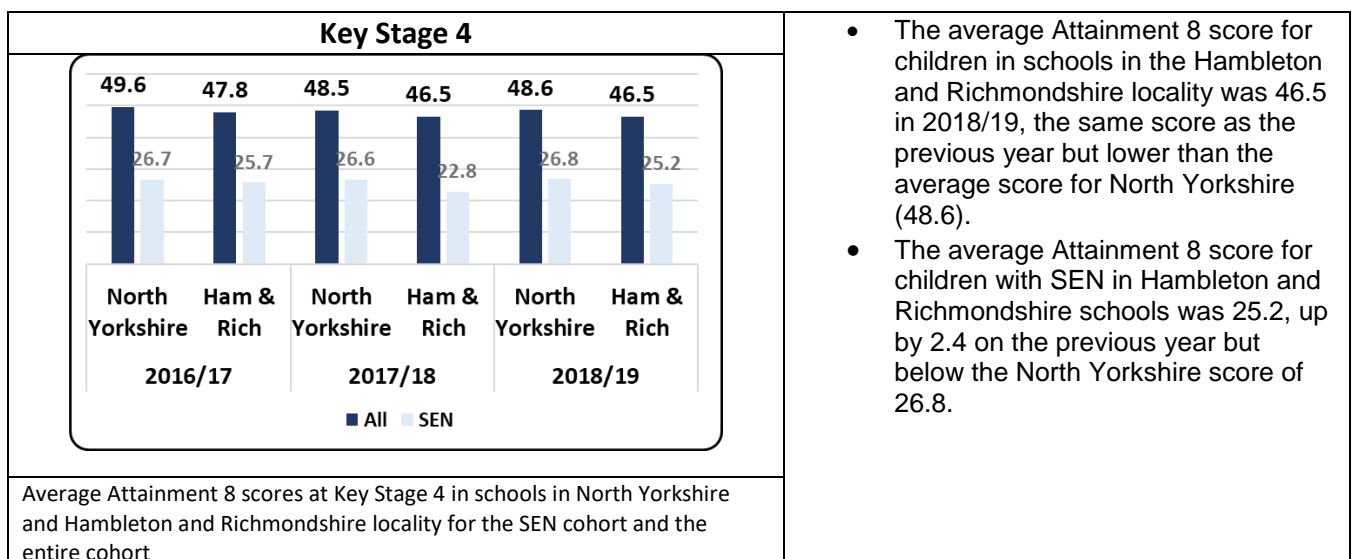
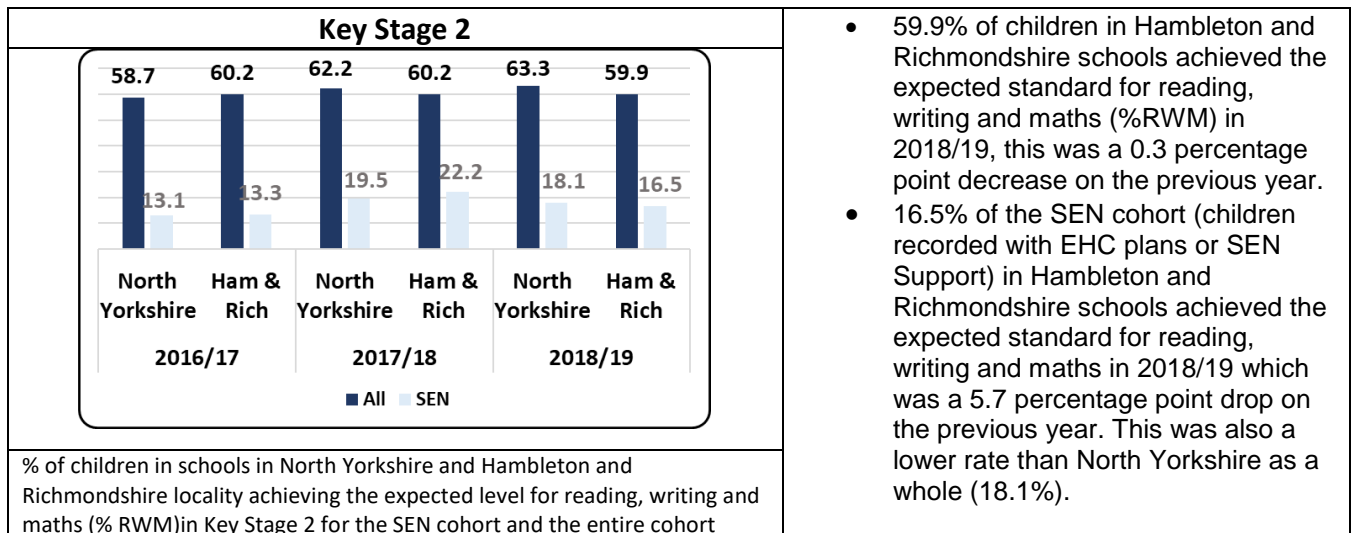
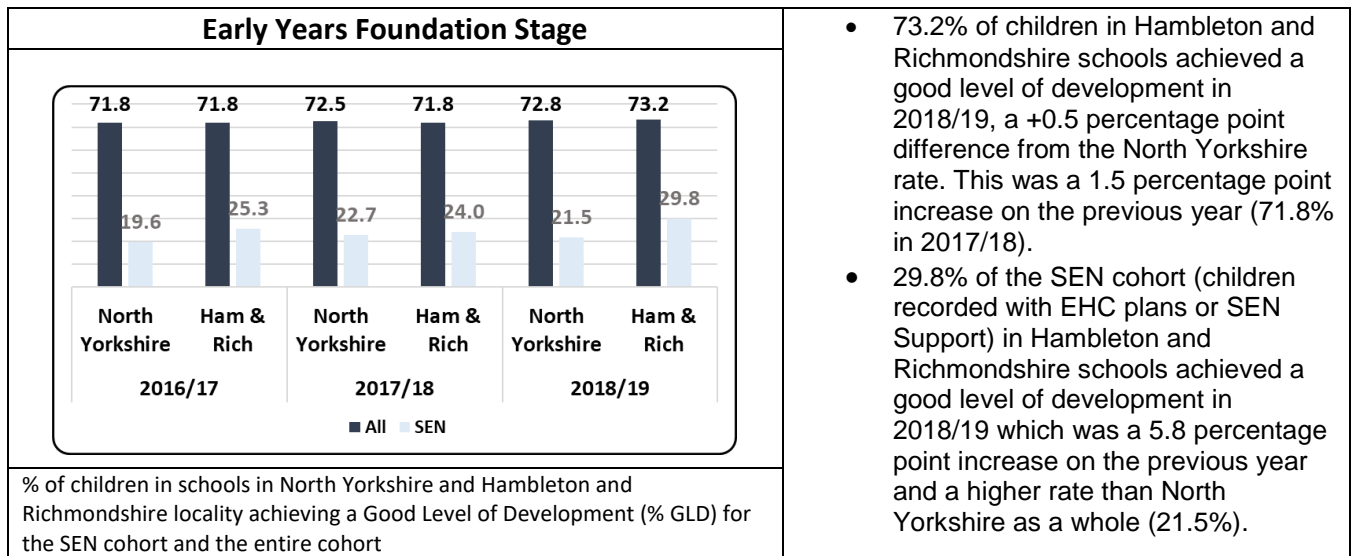
SEN Population in Schools



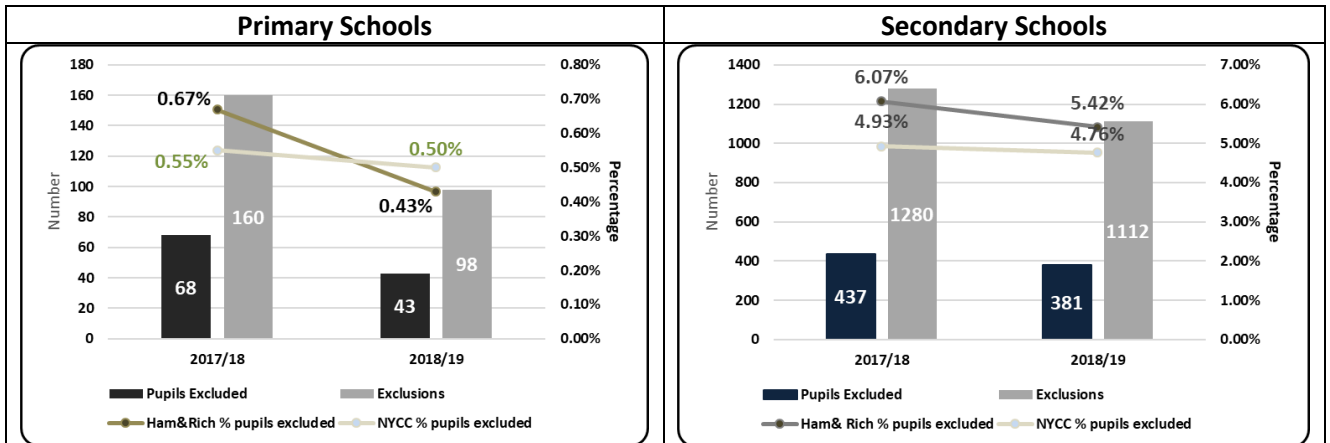
Requests for Assessment



Attainment in Schools



Fixed-term Exclusions



% of children fixed-term excluded at least once in schools in primary and secondary schools in North Yorkshire and Hambleton and Richmondshire locality in the 2018/19 and 2017/18 academic years.

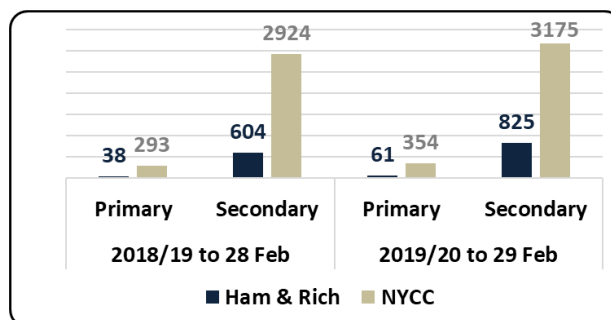
Primary Schools

- 0.43% of pupils (a total of 43 pupils) in Hambleton and Richmondshire primary schools were fixed period excluded at least once in the 2018/19 academic year, which was higher than the North Yorkshire primary school rate (0.50%).
- There were a total of 98 fixed-period exclusions in Hambleton and Richmondshire primary schools in 2018/19, a 39% decrease on the previous year (160 exclusions). Fixed-period exclusions from Hambleton and Richmondshire primary schools formed 17.3% of the North Yorkshire total (567) in 2018/19.

Secondary Schools

- 5.4% of pupils (a total of 381 pupils) in Hambleton and Richmondshire secondary schools were fixed period excluded at least once in the 2018/19 academic year, which was higher than the North Yorkshire secondary school rate (4.76%). This rate placed Hambleton and Richmondshire schools the second highest of the five localities for children fixed-period excluded in 2018/19.

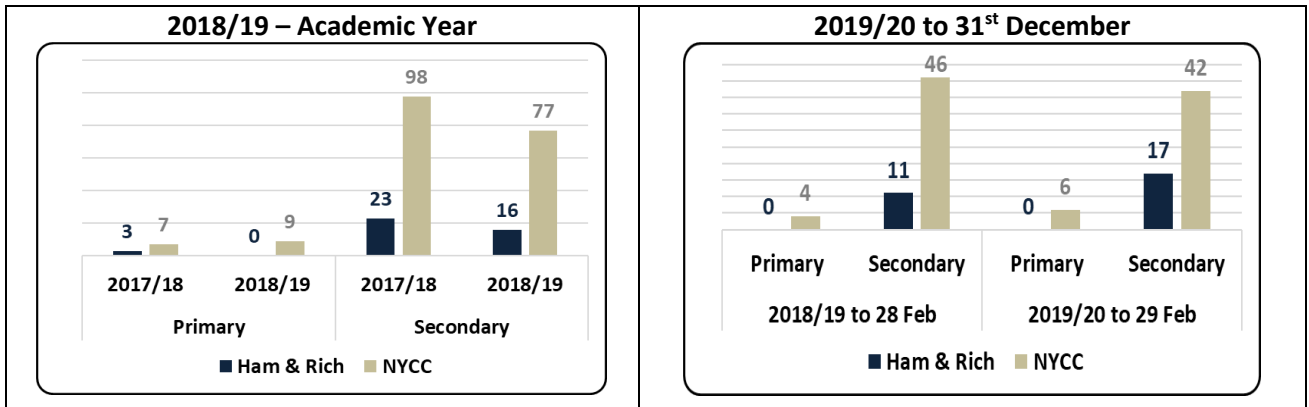
2019/20 academic year (to 29th February)



Fixed-Term exclusions in North Yorkshire mainstream schools (Primary and Secondary) - 2018/19 and 2019/20 to 29th February

- As of the end of February there were a total of 3529 fixed-term exclusions from mainstream schools in North Yorkshire in 2019/20. 886 (25%) of these occurred in mainstream schools in Hambleton and Richmondshire.
- There has been a higher number of fixed-term exclusions in the same period in North Yorkshire in the previous year (3217). There has been an increase in Hambleton and Richmondshire of 37%, from 604 to 825.

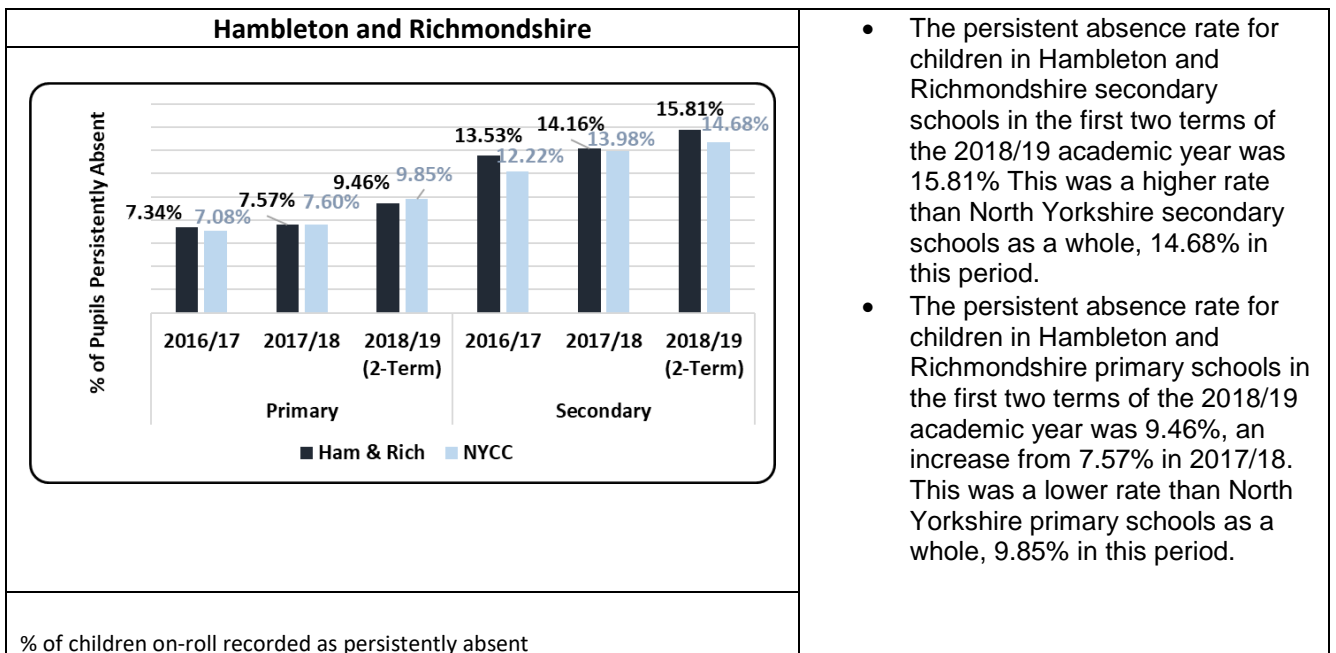
Permanent Exclusions



Permanent exclusions in primary and secondary schools in North Yorkshire and Hambleton and Richmondshire locality

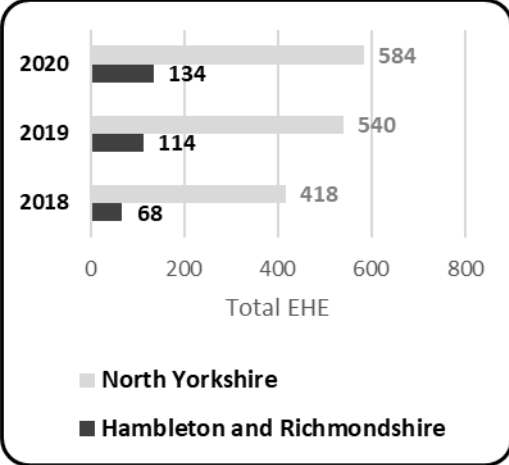
- There were no permanent exclusions from Hambleton and Richmondshire primary schools in the 2018/19 academic year, the North Yorkshire total was 9. In 2017/18 there were 3 permanent exclusions from Hambleton and Richmondshire primary schools.
- To date (31st December), there have been no permanent exclusions from Hambleton and Richmondshire primary schools and 3 from North Yorkshire.
- There were a total of 16 permanent exclusions from Hambleton and Richmondshire secondary schools in the 2018/19 academic year, 21% of the North Yorkshire total (77). This is a 30% decrease on the previous year, in 2017/18 there were a total of 23 permanent exclusions from Hambleton and Richmondshire secondary schools.
- To date (29th February), there have been 17 permanent exclusions from Hambleton and Richmondshire secondary schools and 42 from North Yorkshire secondary schools.

Persistent Absence



- The persistent absence rate for children in Hambleton and Richmondshire secondary schools in the first two terms of the 2018/19 academic year was 15.81% This was a higher rate than North Yorkshire secondary schools as a whole, 14.68% in this period.
- The persistent absence rate for children in Hambleton and Richmondshire primary schools in the first two terms of the 2018/19 academic year was 9.46%, an increase from 7.57% in 2017/18. This was a lower rate than North Yorkshire primary schools as a whole, 9.85% in this period.

Elective Home Education

Hambleton and Richmondshire													
 <table border="1" style="margin-left: auto; margin-right: auto; border-collapse: collapse; text-align: center;"> <thead> <tr> <th>Year</th> <th>North Yorkshire</th> <th>Hambleton and Richmondshire</th> </tr> </thead> <tbody> <tr> <td>2020</td> <td>584</td> <td>134</td> </tr> <tr> <td>2019</td> <td>540</td> <td>114</td> </tr> <tr> <td>2018</td> <td>418</td> <td>68</td> </tr> </tbody> </table>	Year	North Yorkshire	Hambleton and Richmondshire	2020	584	134	2019	540	114	2018	418	68	<ul style="list-style-type: none"> At the end of February 2020 there were a total of 584 children previously in a North Yorkshire school now recorded as being Electively Home Educated (EHE), 134 of these were formerly in a mainstream school in Hambleton and Richmondshire. 584 is an 8% increase on the same period in 2019. The increase for children from Hambleton and Richmondshire mainstream schools in this period was 18% (114 to 134).
Year	North Yorkshire	Hambleton and Richmondshire											
2020	584	134											
2019	540	114											
2018	418	68											
<p>Children previously in a North Yorkshire mainstream school - recorded as Electively Home Educated (EHE -) at 29th February in the calendar year shown</p>													